

Step 3 Repeat above process and place on outside of second set of benches with cross brace B facing away from center of bench.

Step 4 See diagram 3

Lay out 4 x 4 x 11' posts (part E) and cross brace (part B) and cross brace like the stringer but without a notch (part J) as shown in diagram and described above. Stringer (part J) rests 3 1/2" down from the top of post E and overlaps post E by 21" on both ends. Stringer (part B) rests 33" down from the top of post E and overlaps by 11/2" on both ends. Lines are drawn on one side of the post in these positions. Both cross braces attach with lag bolts on same side of post and face inside towards aisle. Once attached lift post and drop into slots in benches. Repeat for other bench.

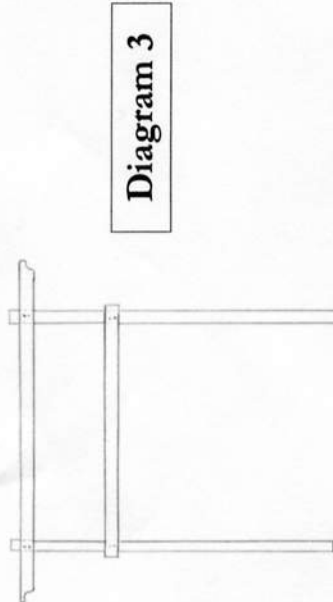



Diagram 3

Diagram 4



Stringer D

Step 5 Place 8' stringers over benches as follows. Select the pre-drilled 8' stringer D (see Diagram 4). Drop one set over each post. Notch must settle onto the 2 x 6 cross brace on both sides. Attach to posts with 2 lag bolts in pre-drilled holes. Repeat for other end. If stringer does not slide easily onto posts then loosen screws on one side at the block. Slide over post and retighten.

Step 6 Square arbor to bench all around. Use lag bolts (8) to attach through side and end of bench to post. Repeat process on second bench.


Step 7 Arrange 3 sets of 8' stringers (part C) over center portion of arbor in a similar manner as step 5.

Step 8 Repeat step 5, 6 and 7 on second bench arbor.

Step 9 Using the 11' stringer with pre-drilled holes (part F) repeat step 5 on top of the highest 11' brace (part J).

Step 10 Using the 3 sets of stringers (part G) complete the arbor as in step 7.

Step 11 Place 1 x 2 x 8' pieces on edge on top of 8' Arbor. Across the stringers (90°). Place one 6" outside the 4 x 4 post and one 6" inside the 4 x 4 post. Fasten with screws provided. Pieces must be on edge to work for hanging baskets.



|| -6' Bench- || -8' Aisle- || -6' Bench- ||

This two tiered arbor can make a great entrance to your garden center or garden center departments like perennials, nursery stock, or pottery etc.